


Tile roof | insertion system side-fix

Insertion system with modules installed in portrait



Proven and attractive

- mounting modules in portrait or in landscape
- easy to assemble connection from the side
- the C-N-rail also acts as a cable channel
- low substructure clearance to the roof coverage

product variants


- both C-N and N rail can be used as module support rail

Your benefits

- quick roof hook installation through click technology
- high-end installation aesthetics and time-efficient thanks to insertion technology
- roof hooks for large tile overlap up to approx. 11 cm
- tension-free and floating module mounting
- internal connector for maximum assembly freedom



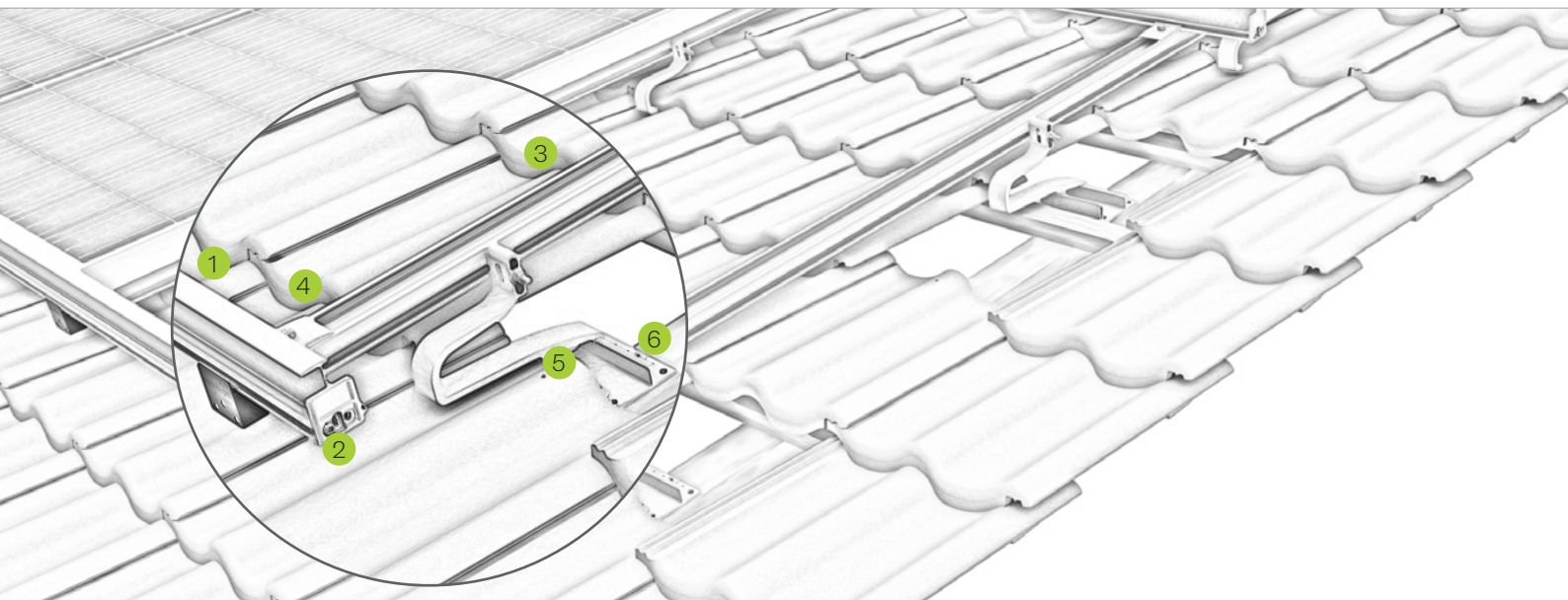
Position of base profile on rafters



Rail connector insertion rail



Insertion rail on C-N-rail

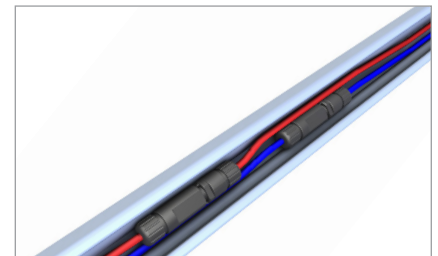


Pic Designation

- 1
Insertion rail
 - insertion rails in blank/black anodized for frame heights
 - tension-free and floating module mounting
- 2
Edge stop
 - color-coordinated with the insertion rail
 - prevents modules from slipping out
- 3
C-N-rail
 - available in different lengths in blank and black
 - can be stepped on throughout installation
- 4
Cross-rail connector
 - safe connection due to force and form closure
 - completely pre-assembled
- 5
Roof hook
 - quick installation through click technology
 - high stability thanks to centric load distribution
- 6
Screws
 - building authority-approved
 - Ø 6 / 8 mm available in different lengths



Connector C-N-rail 37



C-N-rail as cable channel

Mounting video



novotegra GmbH
 Eisenbahnstraße 150 | 72072 Tübingen | Deutschland
 Tel. +49 7071 98987-0, info@novotegra.com
 www.novotegra.com

Subject to changes and errors excepted.
 Last updated: April 2021 / TP